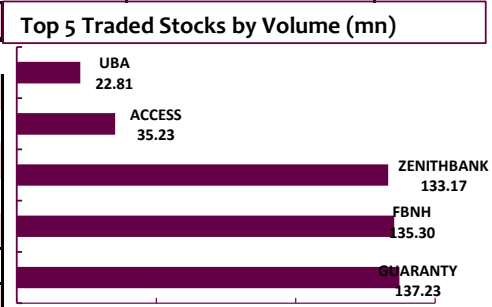
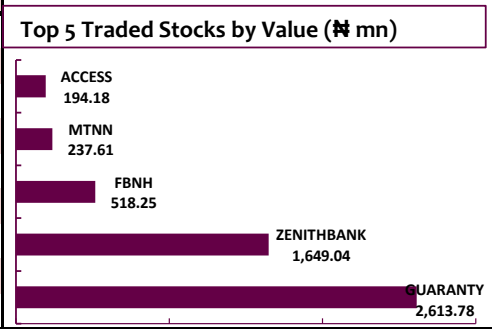




Indicator	Today's Close	1-Day Δ (%)	YTD (%)
▼ NSE AS Index	22,705.19	(0.12)	(15.41)
▼ Market Cap (₦ bn)	11,832.24	(0.12)	-8.69
▼ Market Cap (\$ bn)	38.55	(0.12)	-8.68
▼ Volume Traded (mn)	551.48	(23.79)	
▼ Value Traded (₦ mn)	5,755.32	(43.66)	
▼ Value Traded (\$ mn)	18.75	(43.66)	
NGN/USD (306.95)*		Market P/E (x):	6.69



NSE Sub-Indices	Today's Δ (%)	WTD (%)	YTD (%)
▼ NSE30	(0.23)	(0.23)	(17.35)
▲ NSEPREM	0.12	0.12	(9.18)
▲ NSEBNK10	1.01	1.01	(31.55)
▼ NSEFBT10	(0.16)	(0.16)	(38.13)
▼ NSEIND	(0.52)	(0.52)	1.72
■ NSEOILG5	-	-	(17.80)
▲ NSEINS10	1.31	1.31	(10.42)
▼ NSELII	(0.08)	(0.08)	(10.58)
▼ NSEPEN	(0.11)	(0.11)	(19.21)

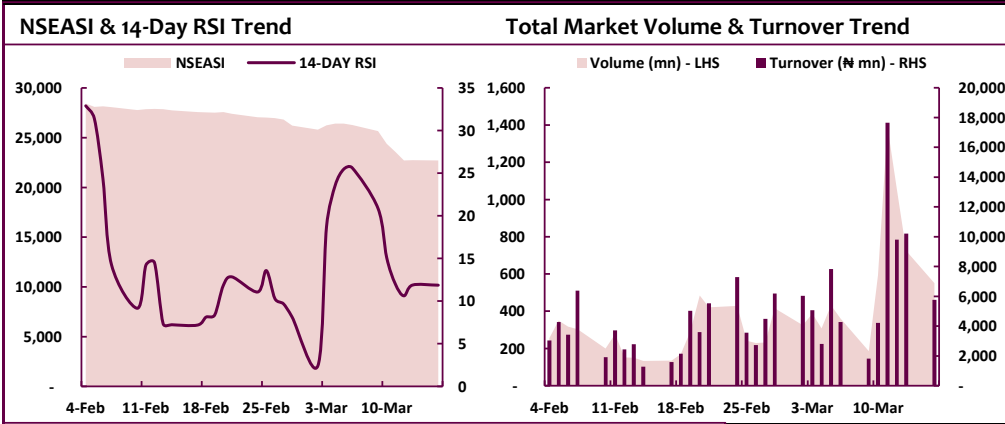


Today's Top Gainers

Stock	Close	Gain (₦)	Δ (%)
UBN	6.60	0.60	10.00
NIGERINS	0.22	0.02	10.00
COURTVILLE	0.22	0.02	10.00
LASACO	0.22	0.02	10.00
UCAP	2.20	0.20	10.00

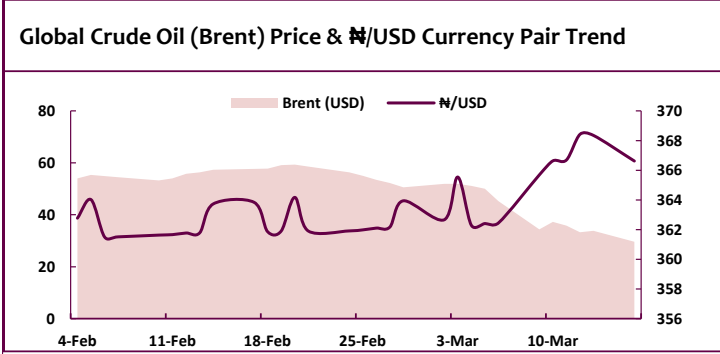
Today's Top Losers

Stock	Close	Loss (₦)	Δ (%)
TRANSCORP	0.63	-0.07	-10.00
SKYAVN	2.32	-0.25	-9.73
JAIZBANK	0.39	-0.04	-9.30
NEWGOLD	5,850.00	-525.00	-8.24
FBNH	3.70	-0.30	-7.50



Top 5 Stocks MTD	Δ (%)
UACPROP	14.46
LAWUNION	14.44
COURTVIL	10.00
NIGERINS	10.00
MOBIL	9.98

Top 5 Stocks YTD	Δ (%)
LAWUNION	106.00
EKOCORP	41.18
BETAGLAS	30.11
CORNERST	17.78
CILEASING	16.10



Other Key Equities Markets

Market	Today's Δ (%)	YTD Δ (%)	Market P/E (x)
Kenya	(1.36)	(20.77)	9.20
Ghana	1.12	(2.08)	
South Africa	(11.31)	(31.36)	10.84
Tunisia	(3.98)	(10.71)	18.09
Mauritius	(3.89)	(16.78)	13.17
MSCI Frontier Mkt. Index	(0.57)	(22.09)	10.67
MSCI Emerging Mkt. Index	0.91	(20.05)	12.56
MSCI Developed Mkt. Index	5.92	(20.22)	

This research report is based on information from sources that Nigerian International Securities Limited ("NISL") and its analysts believe to be reliable. Neither NISL nor any of its research analysts, gives any representation or warranty, express or implied, or undertaking of any kind or assumes responsibility or liability of any kind with respect to the accuracy or completeness of the information set out in this report or any third party's use (or the results of such use) of such information. This report is provided solely for informational purposes and is not to be construed as providing advice, recommendations, or endorsements of any kind whatsoever. NISL is regulated by the Nigerian Securities and Exchange Commission, and its registered office is at 3, Aki Akí Kanike Street, Off Awolowo Road, S.W. By-lane Lagos. Website: www.nisl-ng.com; Email: nislresearch@nisl-ng.com. © Nigerian International Securities Limited 2020.