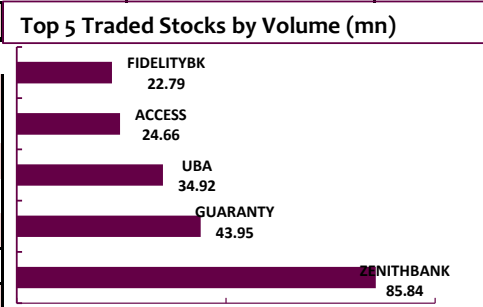
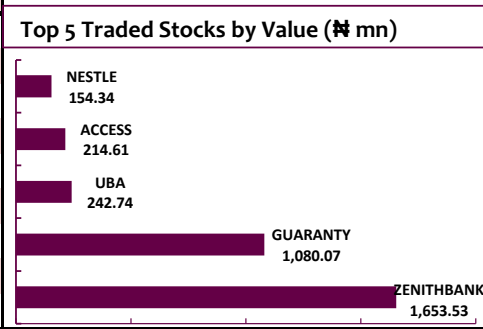




Indicator	Today's Close	1-Day Δ (%)	YTD (%)
▼ NSE AS Index	26,279.61	(0.55)	(2.10)
▼ Market Cap (₦ bn)	13,694.96	(0.55)	5.68
▼ Market Cap (\$ bn)	44.61	(0.55)	5.68
▼ Volume Traded (mn)	361.08	(16.40)	
▼ Value Traded (₦ mn)	4,275.35	(45.36)	
▼ Value Traded (\$ mn)	13.93	(45.36)	
NGN/USD (307)*		Market P/E (x):	7.66



NSE Sub-Indices	Today's Δ (%)	WTD (%)	YTD (%)
▼ NSE30	(0.81)	0.12	(2.41)
▼ NSEPREM	(1.07)	1.74	8.17
▼ NSEBNK10	(2.96)	3.78	(8.24)
▼ NSEFBT10	(0.82)	(5.87)	(27.27)
▲ NSEIND	0.62	(4.27)	8.11
▲ NSEOILG5	1.49	0.80	(10.15)
▲ NSEINS10	0.86	1.40	(6.27)
▲ NSELII	0.42	(2.28)	(0.57)
▼ NSEPEN	(0.62)	(0.91)	(7.53)

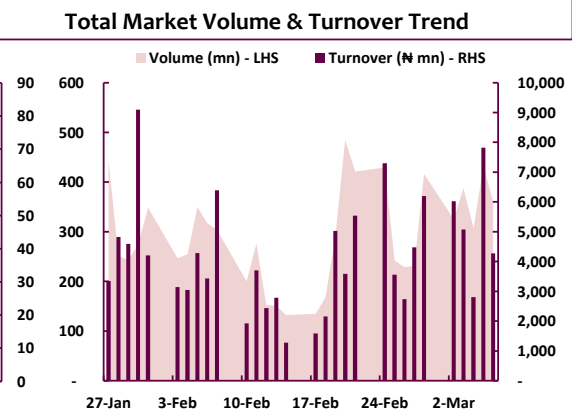
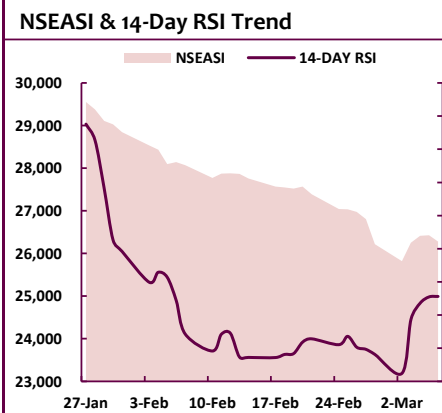


Today's Top Gainers

Stock	Close	Gain (₦)	Δ (%)
MOBIL	146.50	13.30	9.98
LEARNAFRCA	1.11	0.10	9.90
REDSTAREX	3.27	0.29	9.73
MAYBAKER	2.15	0.19	9.69
UAC-PROP	1.02	0.09	9.68

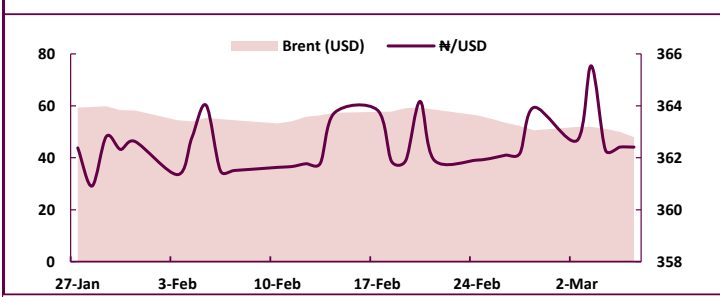
Today's Top Losers

Stock	Close	Loss (₦)	Δ (%)
VETGOODS	4.32	-0.48	-10.00
OMATEK	0.37	-0.04	-9.76
ETI	5.85	-0.60	-9.30
FBNH	5.35	-0.40	-6.96
WEMABANK	0.61	-0.04	-6.15



Top 5 Stocks MTD	Δ (%)
UACPROP	22.89
UACN	18.92
LAWUNION	16.67
FBNH	13.83
WEMABANK	12.96
Top 5 Stocks YTD	Δ (%)
LAWUNION	110.00
LIVESTOCK	32.00
BETAGLAS	30.11
EKOCORP	29.41
UCAP	29.17

Global Crude Oil (Brent) Price & ₦/USD Currency Pair Trend



Other Key Equities Markets

Market	Today's Δ (%)	YTD Δ (%)	Market P/E (x)
Kenya	(0.27)	(6.15)	10.90
Ghana	(0.00)	(3.06)	
South Africa	(2.21)	(9.32)	14.11
Tunisia	(1.23)	(1.36)	20.00
Mauritius	(3.03)	(5.91)	15.66
MSCI Frontier Mkt. Index	(0.34)	(7.42)	12.70
MSCI Emerging Mkt. Index	0.15	(6.76)	14.56
MSCI Developed Mkt. Index	(2.26)	(7.04)	

This research report is based on information from sources that Nigerian International Securities Limited ("NISL") and its analysts believe to be reliable. Neither NISL nor any of its research analysts, gives any representation or warranty, express or implied, or undertaking of any kind or assumes responsibility or liability of any kind with respect to the accuracy or completeness of the information set out in this report or any third party's use (or the results of such use) of such information. This report is provided solely for informational purposes and is not to be construed as providing advice, recommendations, or endorsements of any kind whatsoever. NISL is regulated by the Nigerian Securities and Exchange Commission, and its registered office is at 3, Aki Akintola Street, Off Awolowo Road, S.W. By-lane Lagos. Website: www.nisl-ng.com; Email: nislresearch@nisl-ng.com. © Nigerian International Securities Limited 2020.