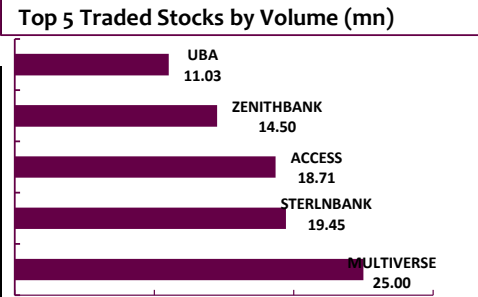
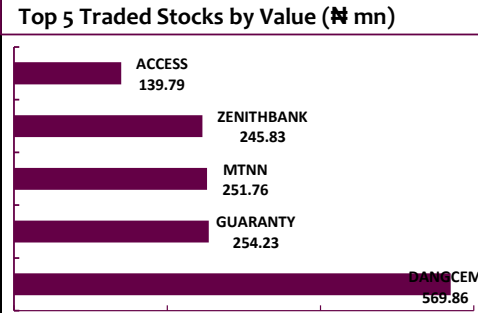




Indicator	Today's Close	1-Day Δ (%)	YTD (%)
▲ NSE AS Index	26,310.77	0.25	(16.29)
▲ Market Cap (₦ bn)	12,807.97	0.25	9.28
▲ Market Cap (\$ bn)	41.72	0.24	9.28
▼ Volume Traded (mn)	156.85	(41.45)	
▼ Value Traded (₦ mn)	1,809.89	(34.56)	
▼ Value Traded (\$ mn)	5.90	(34.57)	
NGN/USD (307)*		Market P/E (x):	7.13



NSE Sub-Indices	Today's Δ (%)	WTD (%)	YTD (%)
▲ NSE30	0.10	(0.14)	(24.85)
▲ NSEPREM	0.57	(0.15)	(0.32)
▲ NSEBNK10	0.02	(0.94)	(21.03)
▼ NSEFBT10	(0.08)	0.10	(31.93)
▼ NSEIND	(0.66)	(0.05)	(16.28)
■ NSEOILG5	-	(0.18)	(25.83)
▲ NSEINS10	0.11	0.42	(5.13)
▲ NSELII	0.49	1.06	(24.07)
▼ NSEPEN	(0.30)	0.13	(22.60)

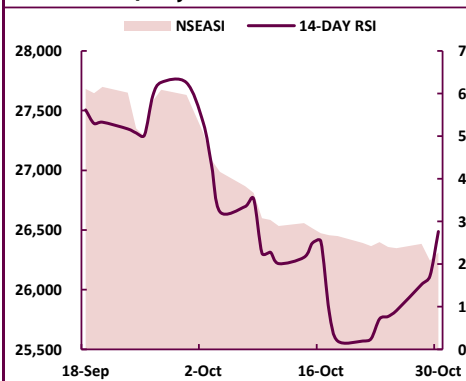


### Today's Top Gainers

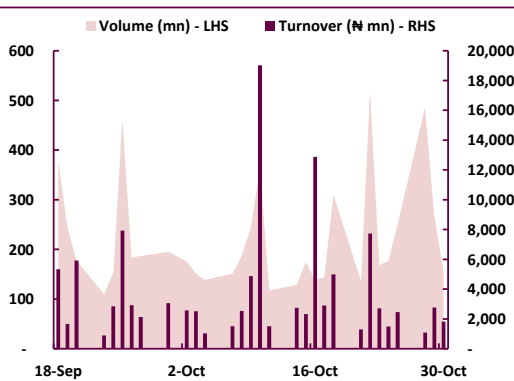
### Today's Top Losers

Stock	Close	Gain (₦)	Δ (%)	Stock	Close	Loss (₦)	Δ (%)
UPL	1.21	0.11	10.00	AFROMEDIA	0.37	-0.04	-9.76
LAWUNION	0.49	0.04	8.89	FLOURMILL	14.00	-1.50	-9.68
UACN	6.45	0.45	7.50	WEMABANK	0.56	-0.04	-6.67
DANGCEM	149.00	3.00	2.05	WAPCO	13.40	-0.95	-6.62
ACCESS	7.50	0.15	2.04	UNITYBNK	0.59	-0.04	-6.35

### NSEASI & 14-Day RSI Trend



### Total Market Volume & Turnover Trend



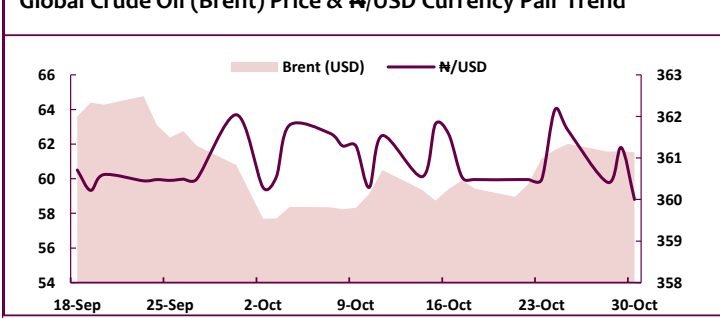
### Top 5 Stocks MTD

Stock	Δ (%)
ABCTRANS	29.41
LAWUNION	25.64
CONTINSURE	15.94
NASCON	10.82
REDSTARE	9.88

### Top 5 Stocks YTD

Stock	Δ (%)
CILEASING	270.79
DANGFLOUR	224.82
CORNERST	125.00
THOMASWY	65.22
ABCTRANS	51.72

### Global Crude Oil (Brent) Price & ₦/USD Currency Pair Trend



### Other Key Equities Markets

Market	Today's Δ (%)	YTD Δ (%)	Market P/E (x)
Kenya	2.35	10.54	11.78
Ghana	1.87	(12.40)	
South Africa	(0.07)	5.57	14.67
Tunisia	(0.65)	(4.24)	19.43
Mauritius	(0.01)	(4.57)	12.22
MSCI Frontier Mkt. Index	(0.04)	7.42	9.27
MSCI Emerging Mkt. Index	0.07	8.07	14.16
MSCI Developed Mkt. Index	0.05	18.50	

This research report is based on information from sources that Nigerian International Securities Limited ("NISL") and its analysts believe to be reliable. Neither NISL nor any of its research analysts, gives any representation or warranty, express or implied, or undertaking of any kind or assumes responsibility or liability of any kind with respect to the accuracy or completeness of the information set out in this report or any third party's use (or the results of such use) of such information. This report is provided solely for informational purposes and is not to be construed as providing advice, recommendations, or endorsements of any kind whatsoever. NISL is regulated by the Nigerian Securities and Exchange Commission, and its registered office is at 3, Aki Akí Kanike Street, Off Awolowo Road, S.W. Roay Lagos. Website: www.nisl-ng.com; Email: riskresearch@nisl-ng.com; © Nigerian International Securities Limited 2018.