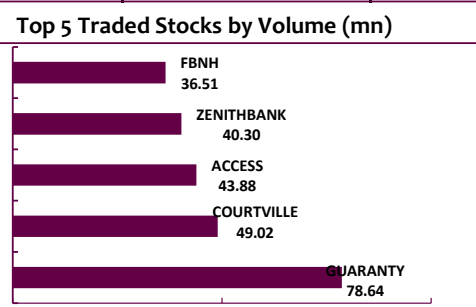
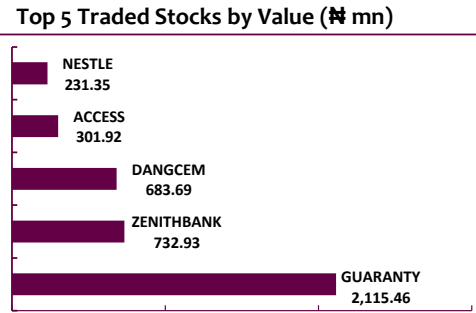




Indicator	Today's Close	1-Day Δ (%)	YTD (%)
▼ NSE AS Index	27,047.58	(0.16)	(13.94)
▼ Market Cap (₦ bn)	13,158.35	(0.16)	12.27
▼ Market Cap (\$ bn)	42.88	(0.16)	12.30
▲ Volume Traded (mn)	364.22	25.38	
▲ Value Traded (₦ mn)	4,862.26	13.23	
▲ Value Traded (\$ mn)	15.84	13.23	
NGN/USD (306.9)*		Market P/E (x):	6.91



NSE Sub-Indices	Today's Δ (%)	WTD (%)	YTD (%)
▼ NSE30	(0.19)	(0.60)	(24.73)
▲ NSEPREM	0.32	0.68	4.20
▲ NSEBNK10	1.00	1.51	(18.11)
▼ NSEFBT10	(2.22)	(5.01)	(34.16)
▼ NSEIND	(1.61)	(1.63)	(12.77)
▼ NSEOILG5	(0.19)	2.53	(32.70)
▼ NSEINS10	(0.49)	(0.82)	(15.51)
▼ NSELII	(2.14)	(3.80)	(25.92)
▼ NSEPEN	(0.15)	0.08	(22.63)



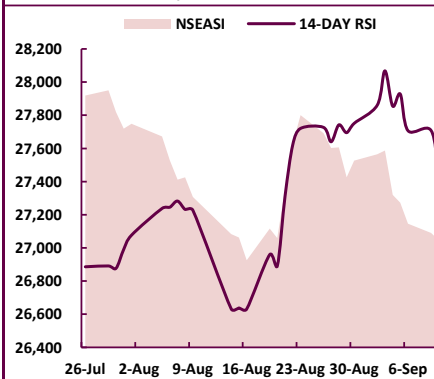
Today's Top Gainers

Stock	Close	Gain (₦)	Δ (%)
UAC-PROP	1.18	0.10	9.26
FBNH	5.00	0.35	7.53
DANGFLOUR	22.25	1.25	5.95
WAPIC	0.39	0.02	5.41
COURTVILLE	0.22	0.01	4.76

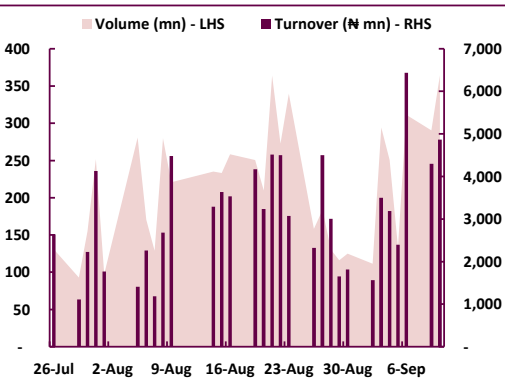
Today's Top Losers

Stock	Close	Loss (₦)	Δ (%)
THOMASWY	0.38	-0.04	-9.52
CONTINSURE	1.51	-0.12	-7.36
CCNN	16.25	-1.15	-6.61
UPL	1.05	-0.07	-6.25
UACN	6.20	-0.40	-6.06

NSEASI & 14-Day RSI Trend



Total Market Volume & Turnover Trend



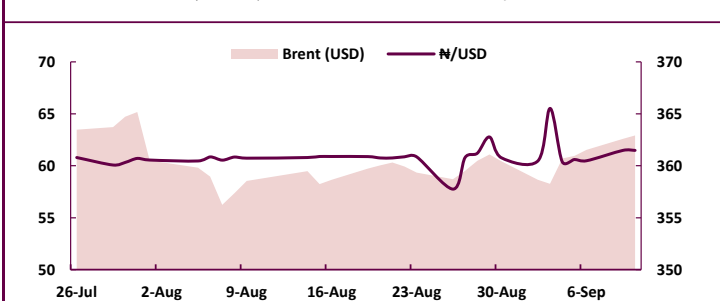
Top 5 Stocks MTD

Stock	Δ (%)
CILEASING	32.73
BERGER	31.58
CCNN	21.95
BOCGAS	20.71
JOHNHOLT	19.57

Top 5 Stocks YTD

Stock	Δ (%)
CILEASING	310.11
DANGFLOUR	206.57
THOMASWY	82.61
BOCGAS	45.37
CHAMS	40.00

Global Crude Oil (Brent) Price & ₦/USD Currency Pair Trend



Other Key Equities Markets

Market	Today's Δ (%)	YTD Δ (%)	Market P/E (x)
Kenya	0.16	1.86	10.94
Ghana	0.33	(9.42)	
South Africa	(0.40)	4.86	15.49
Tunisia	(0.34)	(2.02)	19.51
Mauritius	(0.28)	(4.15)	13.43
MSCI Frontier Mkt. Index	(0.63)	7.60	9.39
MSCI Emerging Mkt. Index	0.26	4.64	13.57
MSCI Developed Mkt. Index	(0.02)	15.63	

This research report is based on information from sources that Nigerian International Securities Limited ("NISL") and its analysts believe to be reliable. Neither NISL nor any of its research analysts, gives any representation or warranty, express or implied, or undertaking of any kind or assumes responsibility or liability of any kind with respect to the accuracy or completeness of the information set out in this report or any third party's use (or the results of such use) of such information. This report is provided solely for informational purposes and is not to be construed as providing advice, recommendations, or endorsements of any kind whatsoever. NISL is regulated by the Nigerian Securities and Exchange Commission, and its registered office is at 3, Aihaji Kankia Street, Off Awolowo Road, S.W. Rojo, Lagos. Website: www.nisng.com; Email: nidresearch@nisng.com; © Nigerian International Securities Limited 2018.